



### District Report Card: 2017


<b>State:</b> Tripura	<b>District:</b> North Tripura
<b>Class:</b> 8	<b>Subject:</b> Science
<b>Schools:</b> 50	<b>Students:</b> 892


### Participation/Coverage


#### Students

<div>GENDER</div> <div></div>	Boys		Girls	
	Number	%	Number	%
	375	42.04	517	57.96

<div>AREA</div> <div></div>	Rural		Urban	
	Number	%	Number	%
	759	85.09	133	14.91

<div>CATEGORY</div> <div></div>	SC		ST		OBC		GEN	
	Number	%	Number	%	Number	%	Number	%
	185	20.74	164	18.39	260	29.15	283	31.73

<div>CWSN</div> <div></div>	LD	VI	HI	S&LD	ID	Oth
	2	1	0	0	0	0

<div>Management</div> <div></div>	Government		Government-aided	
	Number	%	Number	%
	861	96.52	31	3.48

### Average Performance of Students in Science (%)

Overall	Gender		Area		Management		Social Group			
	Male	Female	Rural	Urban	Govt.	Aided	SC	ST	OBC	GEN
39.58	40.28	39.07	38.99	42.96	39.71	36.13	38.70	38.17	41.72	39.01

## Performance on Learning Outcomes (LOs)

Learning Outcomes	Description	Average Performance(%)
SCI703	Classifies materials and organisms based on properties/characteristics	36.44
SCI704	Conducts simple investigation to seek answers to queries	22.17
SCI705	Relates processes and phenomenon with causes	37.10
SCI708	Measures and calculates e.g., temperature; pulse rate; speed of moving objects; time period of a simple pendulum, etc.	44.96
SCI710	Plots and interprets graphs	38.21
SCI711	Constructs models using materials from surroundings and explains their working	21.40
SCI801	Differentiates materials, organism and processes	51.16
SCI804	Relates processes and phenomenon with causes	54.80
SCI805	Explains processes and phenomenon	30.77
SCI807	Measures angles of incidence and reflection, etc.	40.81
SCI811	Applies learning of scientific concepts in day-to-day life	40.47
SCI813	Makes efforts to protect environment	56.95

Range of Performance of Students who Answered Correctly							
Below 30%		30% - 50%		50% - 75%		Above 75%	
Number	%	Number	%	Number	%	Number	%
285	31.95	373	41.82	211	23.65	23	2.58

### Lowest Performing Learning Outcomes (LOs)

- 1 - Constructs models using materials from surroundings and explains their working (21.40)
- 2 - Conducts simple investigation to seek answers to queries (22.17)
- 3 - Explains processes and phenomenon (30.77)
- 4 - Classifies materials and organisms based on properties/characteristics (36.44)
- 5 - Relates processes and phenomenon with causes (37.10)